



ಬೃಹತ್ ಬೆಂಗಳೂರು ಮಹಾನಗರ ಪಾಲಿಕೆ
Bruhat Bengaluru Mahanagara Palike



BBMP COVID-19 WAR ROOM 07.09.2021



ABSTRACT OF COVID-19 CASES IN BENGALURU

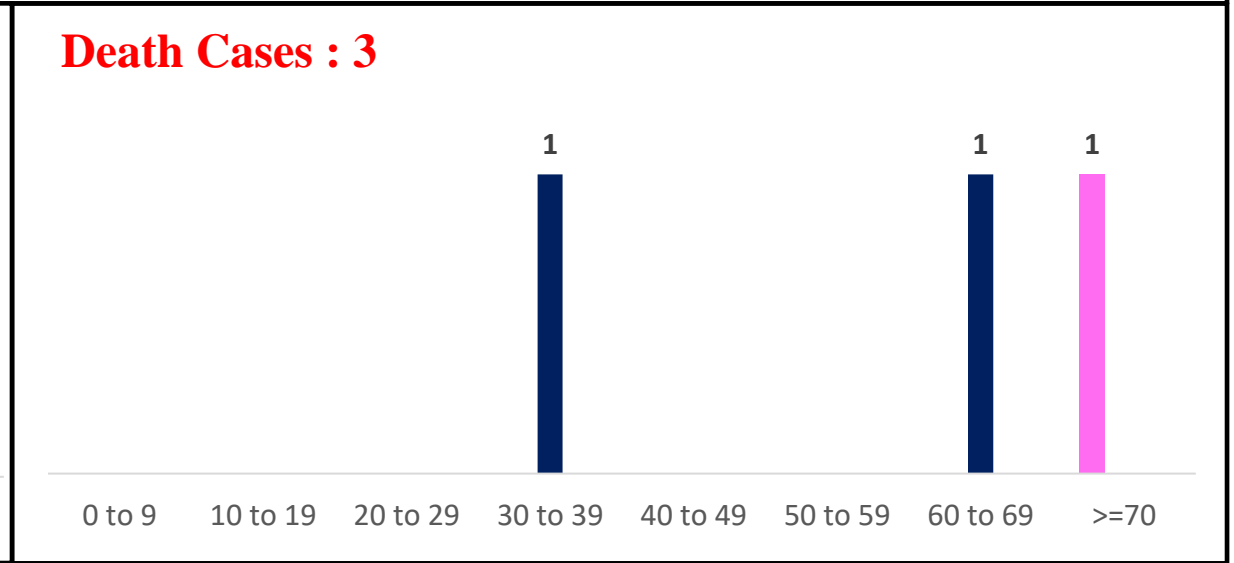
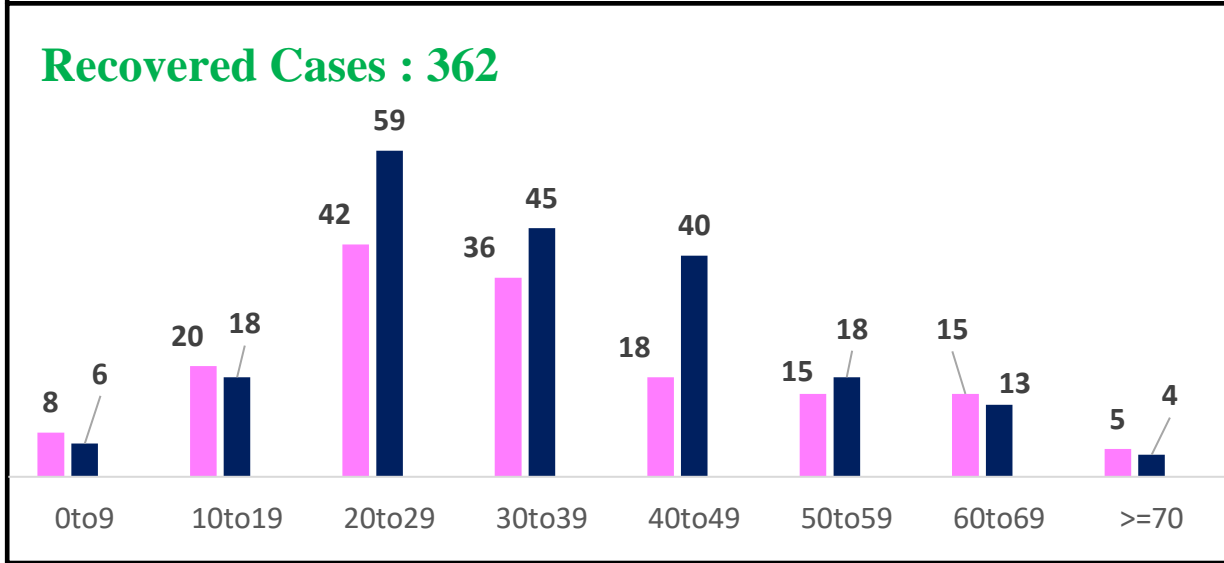
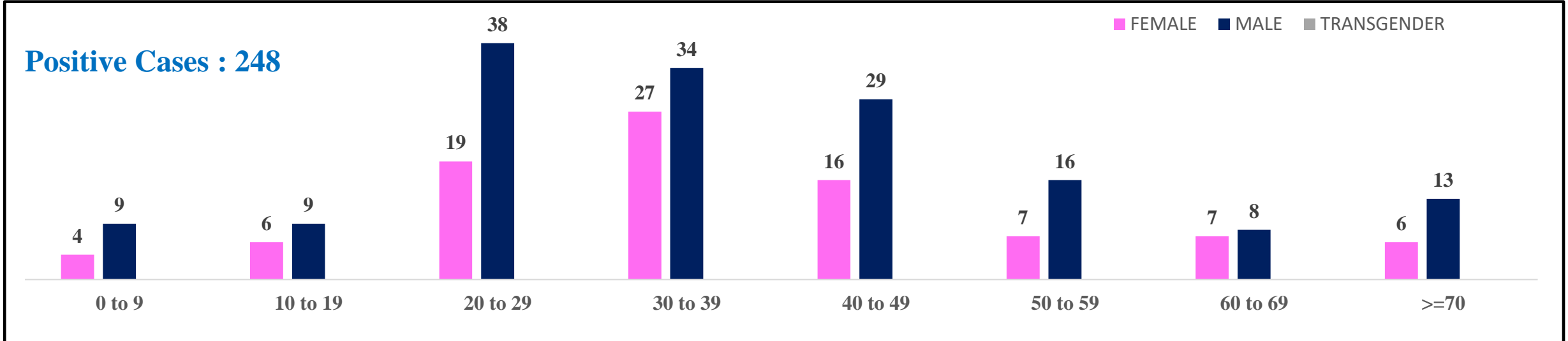


	MALE	FEMALE	TRANSGENDER	MALE	FEMALE	TRANSGENDER	TOTAL	
	Last 24 Hours	Last 24 Hours	Last 24 Hours	Cumulative	Cumulative	Cumulative	Last 24 Hours	Cumulative
Positive Cases	156	92	0	7,40,939	4,98,879	154	248	12,39,972
Recovered Cases	203	159	0	7,27,423	4,89,304	146	362	12,16,873
Death Cases	2	1	0	10,153	5,879	4	3*	16,036
Total Tests Done	In Last 24 hrs : 75,735					Cumulative : 1,89,17,594		
ACTIVE CASES					7,063			

*Covid deaths occurred today : 00 | Covid deaths occurred beyond last 24 hrs, reported today : 03



LAST 24 HOURS AGE GROUP AND GENDER WISE DISTRIBUTION





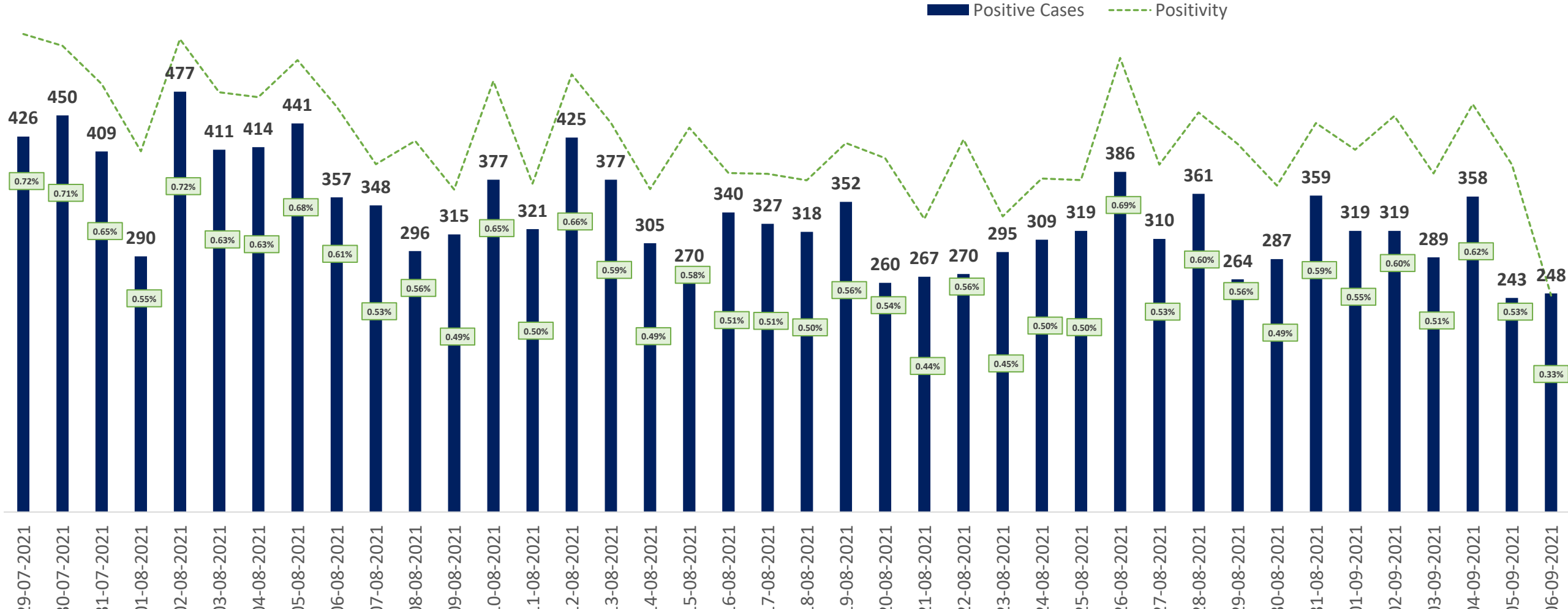
SNAPSHOT OF BENGALURU COVID-19 CASES IN LAST 8 WEEKS



	13-07-2021 To 19-07-2021	20-07-2021 To 26-07-2021	27-07-2021 To 02-08-2021	03-08-2021 To 09-08-2021	10-08-2021 To 16-08-2021	17-08-2021 To 23-08-2021	24-08-2021 To 30-08-2021	31-08-2021 To 06-09-2021
Total Positive Cases	2,709	2,774	2,934	2,582	2,415	2,089	2,236	2,135
Total Recovered Cases	5,280	4,740	1,943	3,344	2,667	2,401	2,357	2,468
Total Death Cases	54	33	52	26	33	19	23	42
Case Fatality Rate	1.99%	1.19%	1.77%	1.01%	1.37%	0.91%	1.03%	1.97%
Total Tests Conducted	4,18,956	4,11,925	4,25,052	4,36,861	4,25,792	4,12,950	4,05,213	4,08,851
Positivity Rate	0.65%	0.67%	0.69%	0.59%	0.57%	0.51%	0.55%	0.52%

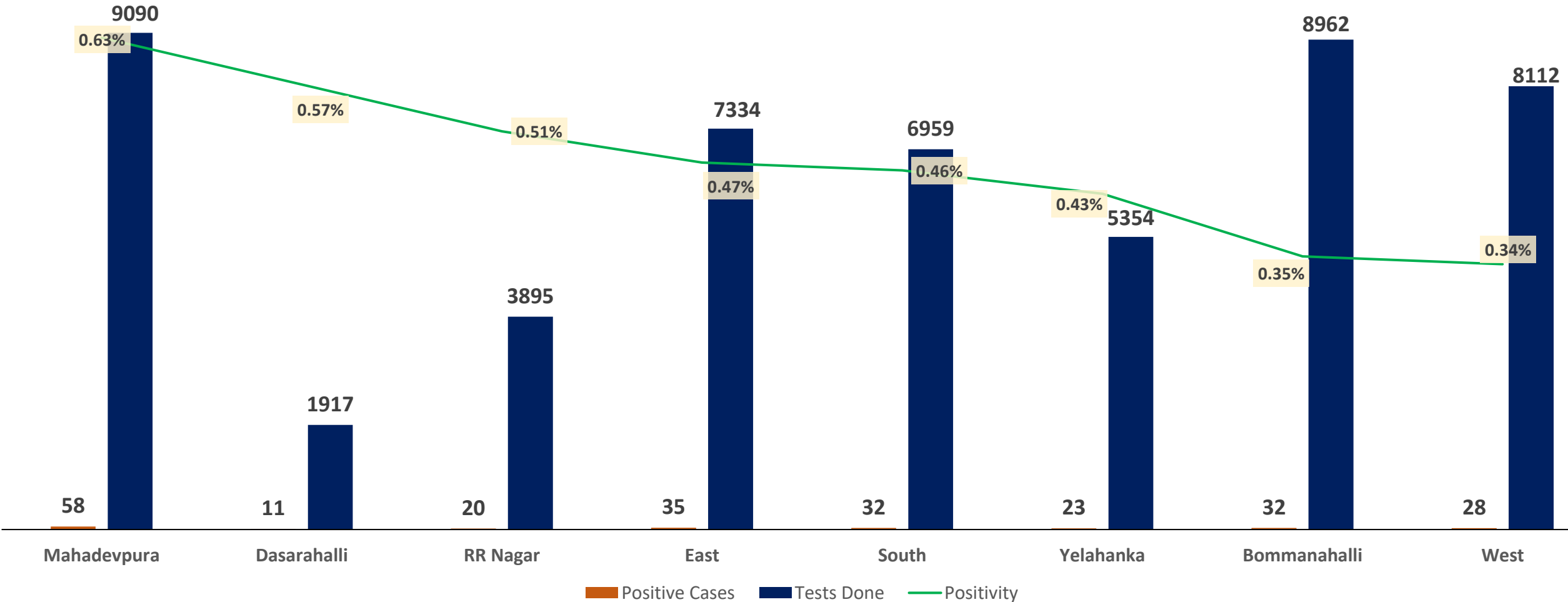


POSITIVITY RATE OF BENGALURU – LAST 40 DAYS



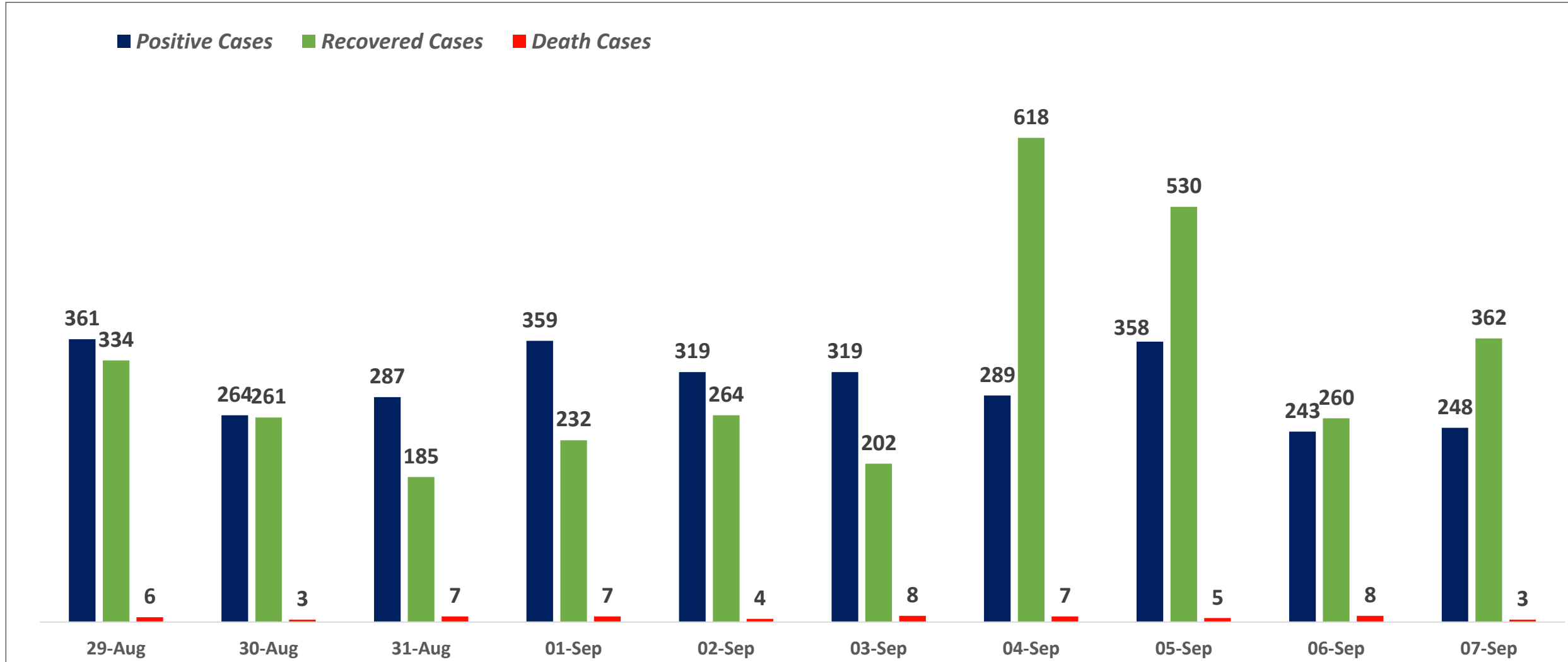


ZONE WISE AVERAGE POSITIVITY TREND FOR LAST WEEK





SNAPSHOT OF POSITIVE, RECOVERED AND DEATH CASES OVER LAST 10 DAYS ACROSS BBMP ZONES

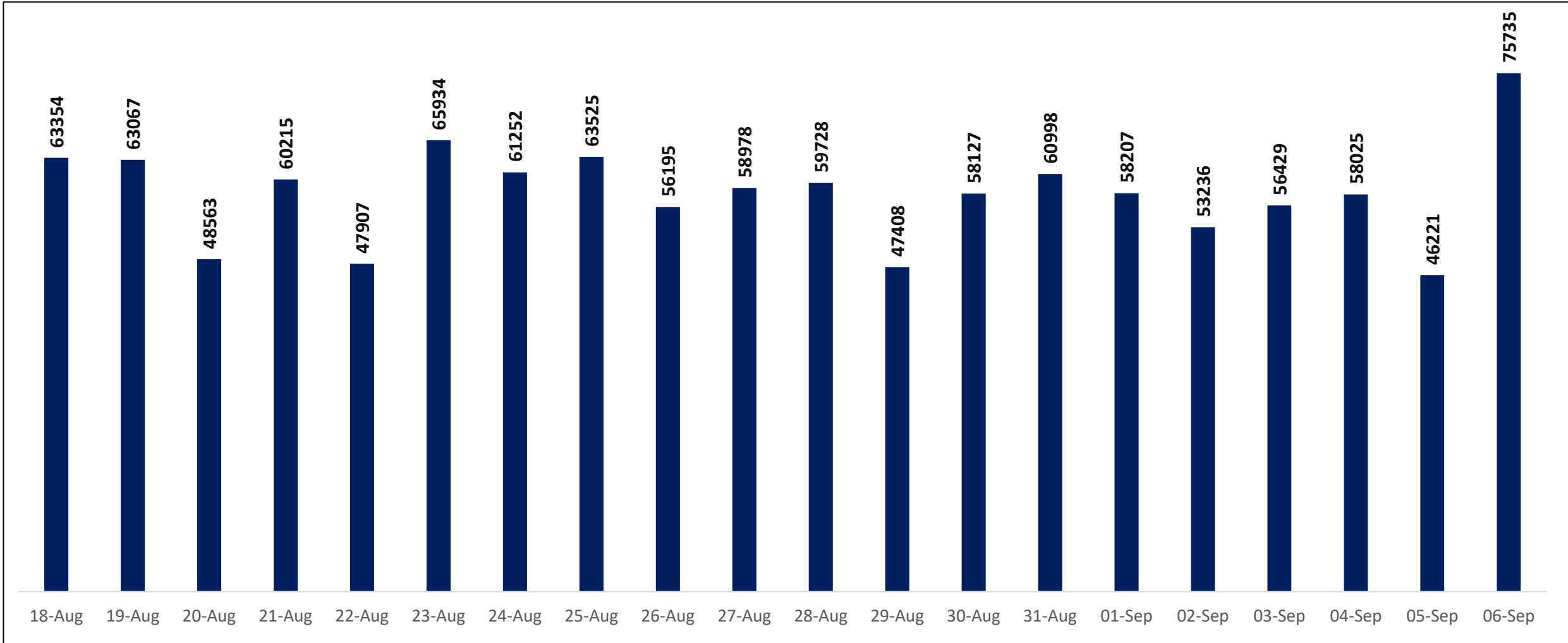




TESTING TRENDS IN BENGALURU

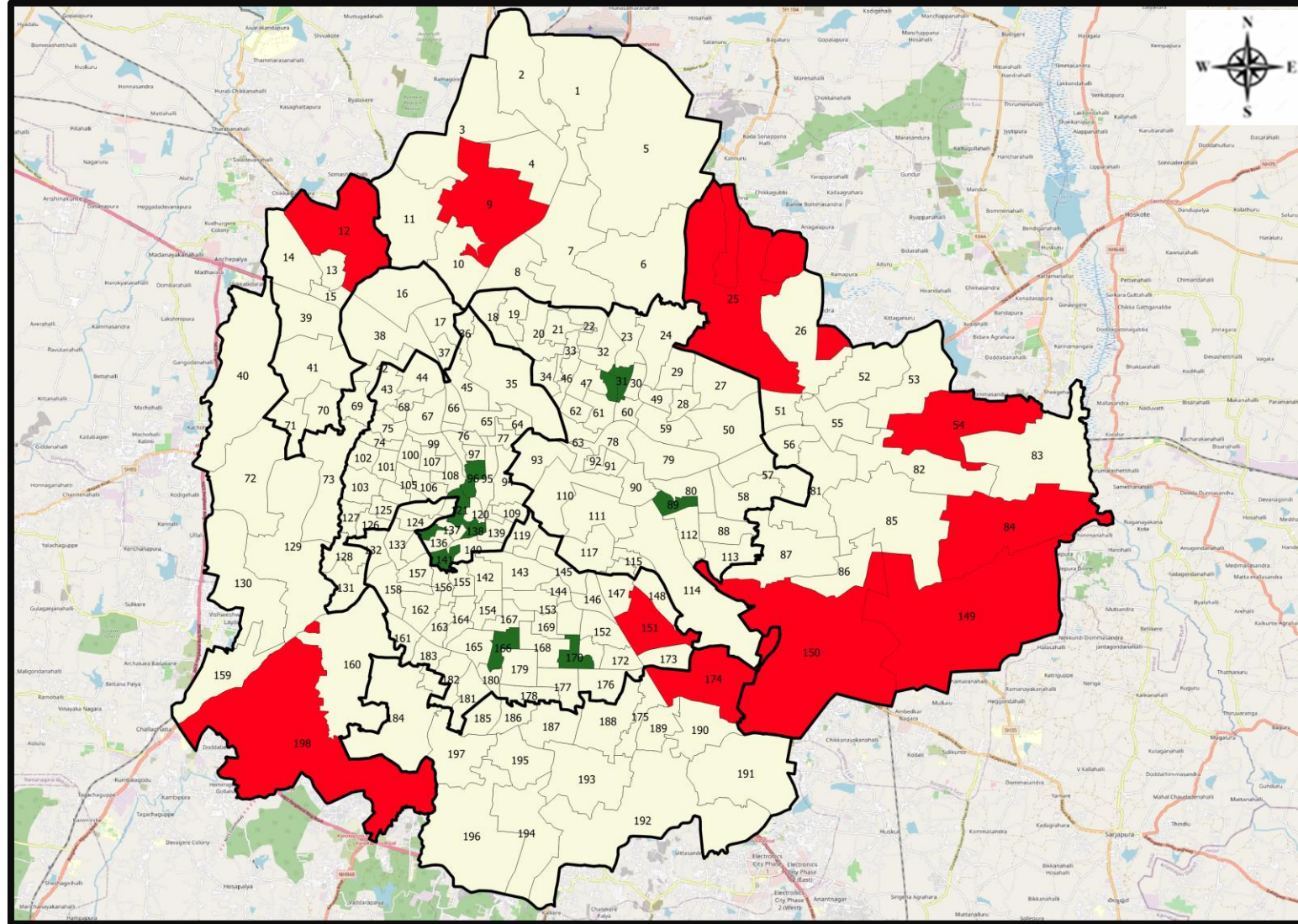


Total Test Conducted Till Date	Test Conducted Last 24 hours
1,89,17,594	75,735





BENGALURU URBAN MAP SHOWING TREND OF POSITIVE CASES IN LAST 10 DAYS



Top 10 wards reporting highest number of positive cases in last 10 days

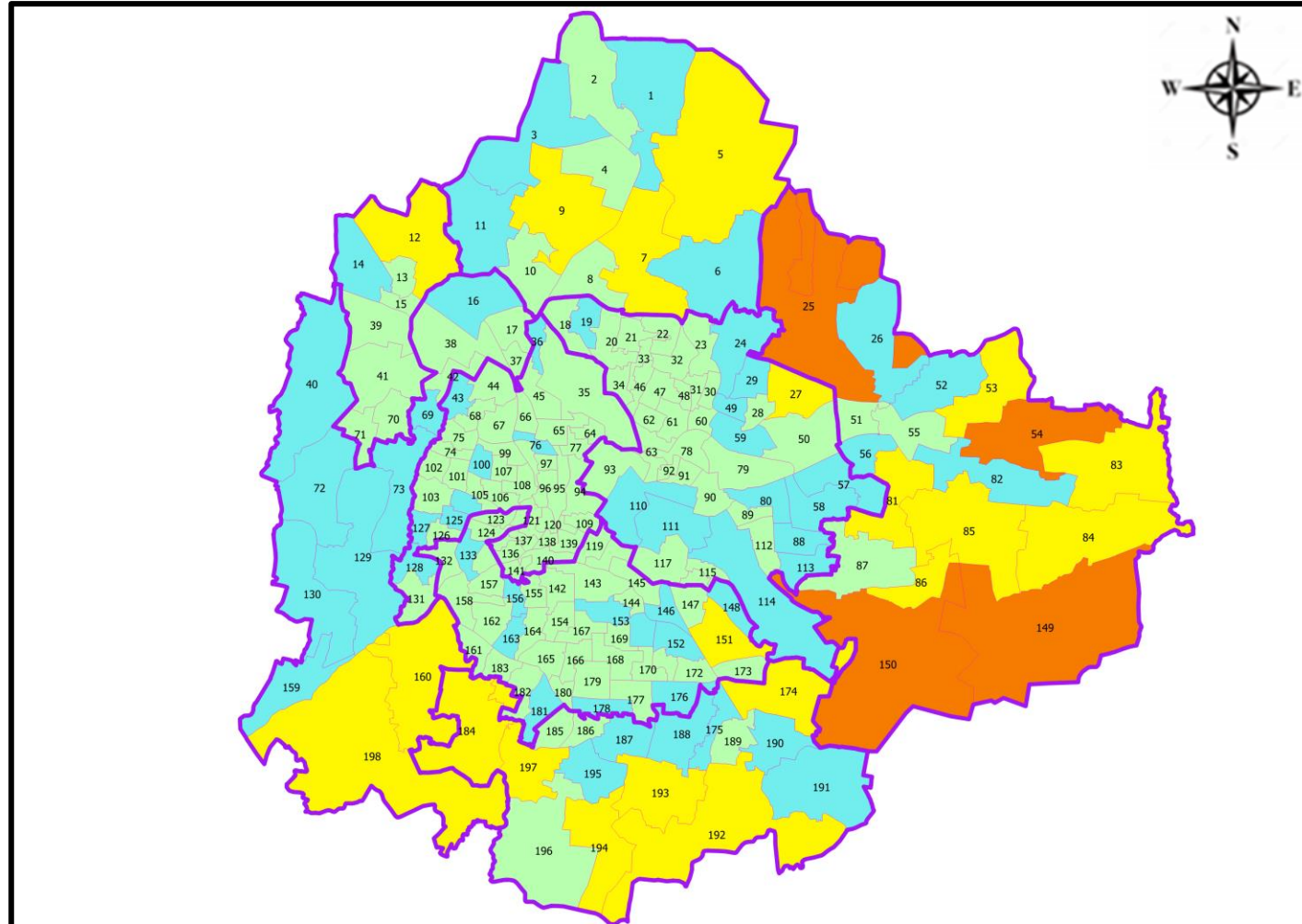
Ward No.	Ward Name	Daily Cases Average
25	Horamavu	9
150	Bellanduru	7
54	Hudi	5
149	Varthuru	5
9	Vidyaranyapura	5
151	Koramangala	5
12	Shettihalli	5
84	Hagadur	4
174	HSR Layout	4
198	Hemmigepeura	4







Top 10 wards reporting least number of positive cases in last 10 days

Ward No.	Ward Name	Daily Cases Average
31	Kushal Nagar	0
48	Muneshwara Nagar	0
89	Jogapalya	0
96	Okalipura	0
121	Binnipete	0
135	Padarayanapura	0
138	Chalavadipalya	0
141	Azad Nagar	0
166	Karisandra	0
170	Jayanagar East	0



BENGALURU MAP SHOWING INTENSITY OF POSITIVE CASES IN LAST 10 DAYS



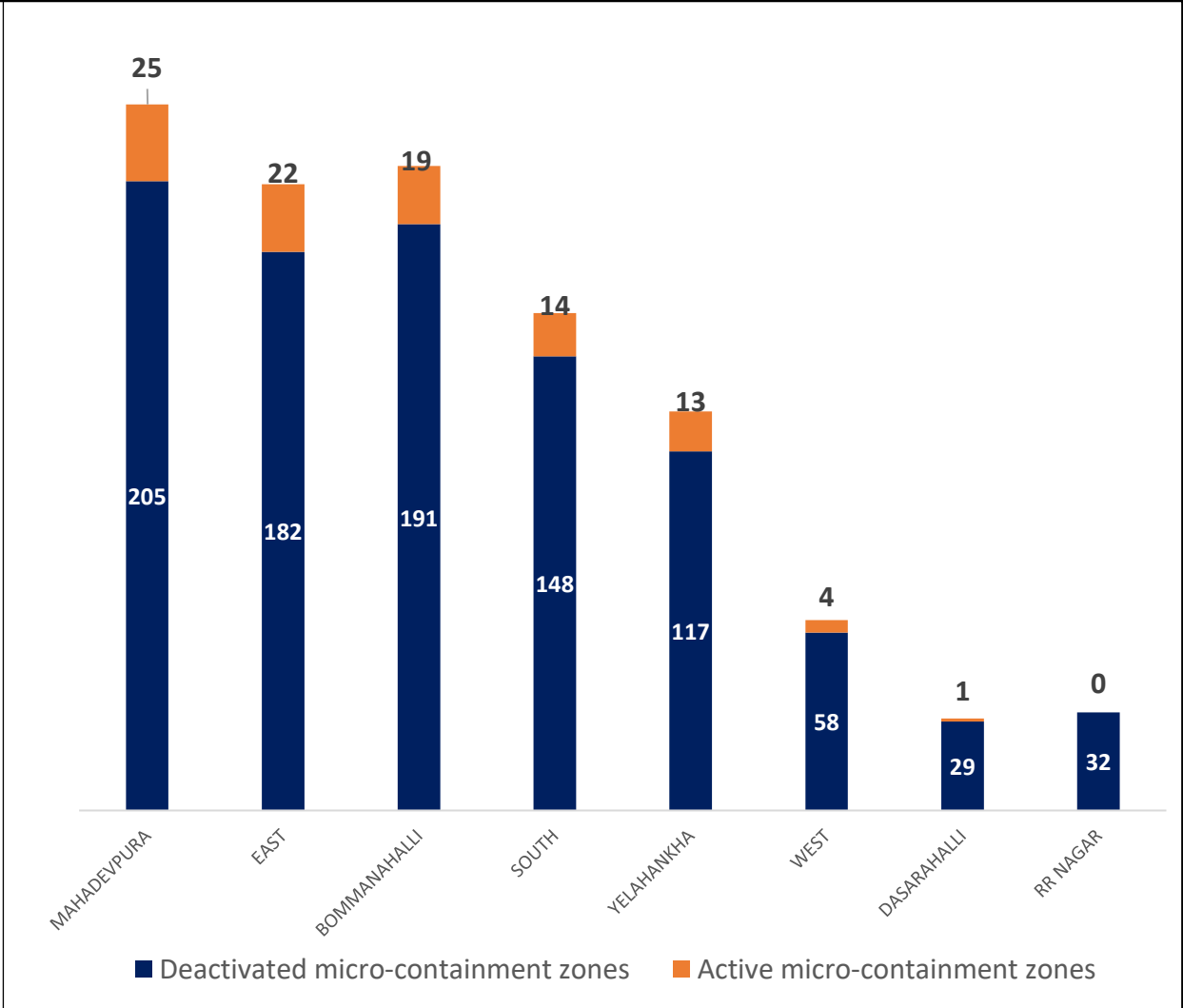
-  **Level 1 : 0 to 10 Cases**
-  **Level 2 : 10 to 25 Cases**
-  **Level 3 : 25 to 50 Cases**
-  **Level 4 : 50 to 100 Cases**
-  **Level 5 : Above 100 Cases**
-  **Zone Boundaries**



CONTAINMENT ZONE DETAILS

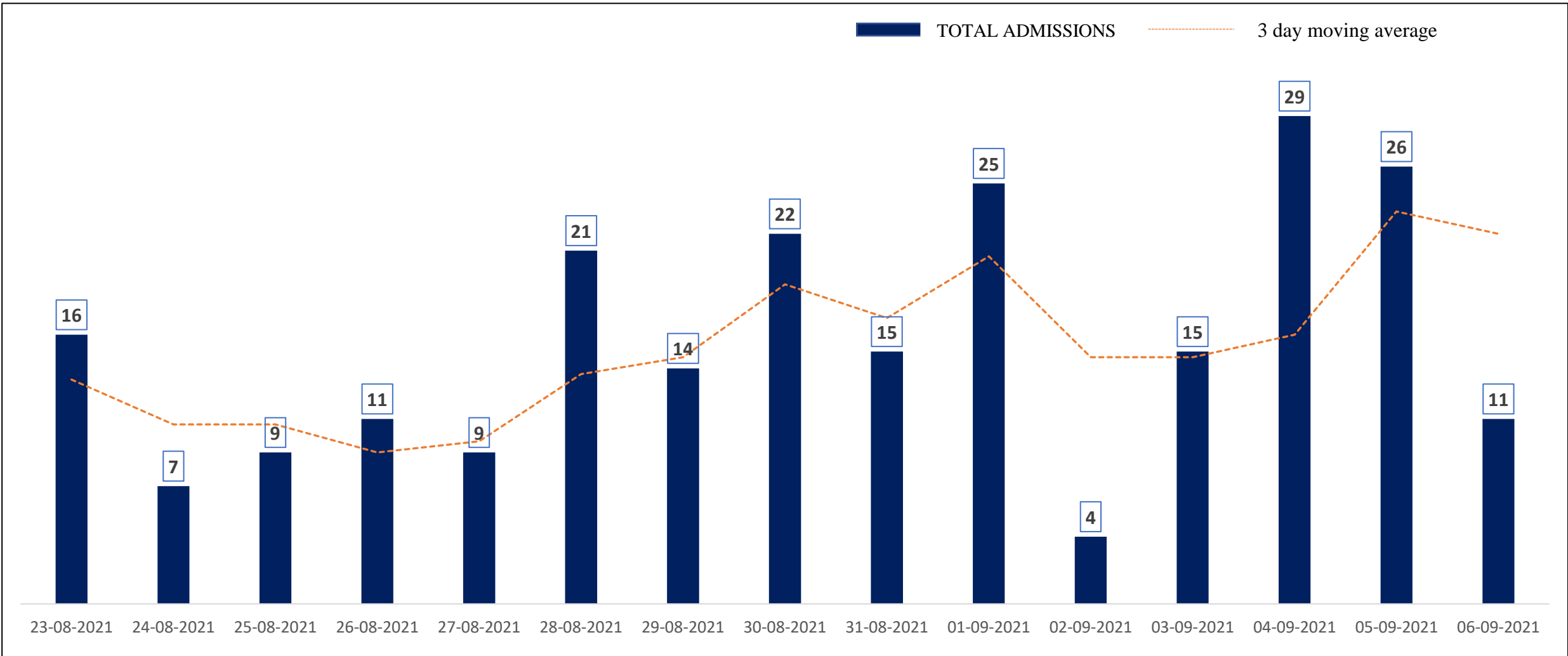


ZONE	TOTAL DECLARED	TOTAL DEACTIVATED	TOTAL ACTIVE
MAHADEVPURA	230	205	25
EAST	204	182	22
BOMMANAHALLI	210	191	19
SOUTH	162	148	14
YELAHANKHA	130	117	13
WEST	62	58	4
DASARAHALLI	30	29	1
RR NAGAR	32	32	0
TOTAL	1060	962	98





HOSPITAL & CCC ADMISSIONS LAST 15 DAYS TREND



* Only Government Quota Admissions through CHBMS considered

* Only Fresh Admissions considered



COVID BED STATUS AS ON 07.09.2021



SR. NO.	Facility Type	No. of Hospital	Total Allocated Beds for C+ Patients					Occupied Beds for C+ Patients					Net Available Beds for C+ Patients				
			Gen Beds	HDU	ICU Beds	ICU-V	Total	Gen Beds	HDU	ICU Beds	ICU-V	Total	Gen Beds	HDU	ICU Beds	ICU-V	Total
1	Government Medical Colleges	4	20	621	53	76	770	0	16	8	0	24	20	605	45	76	746
2	Government Hospitals	16	649	210	65	127	1,051	29	18	3	8	58	620	192	62	119	993
3	Covid Care Centres	7	265					45					220				
Total Beds		27	934	831	118	203	2,086	74	34	11	8	127	860	797	107	195	1,959

* Status as on 07.09.2021 – 6:00 PM

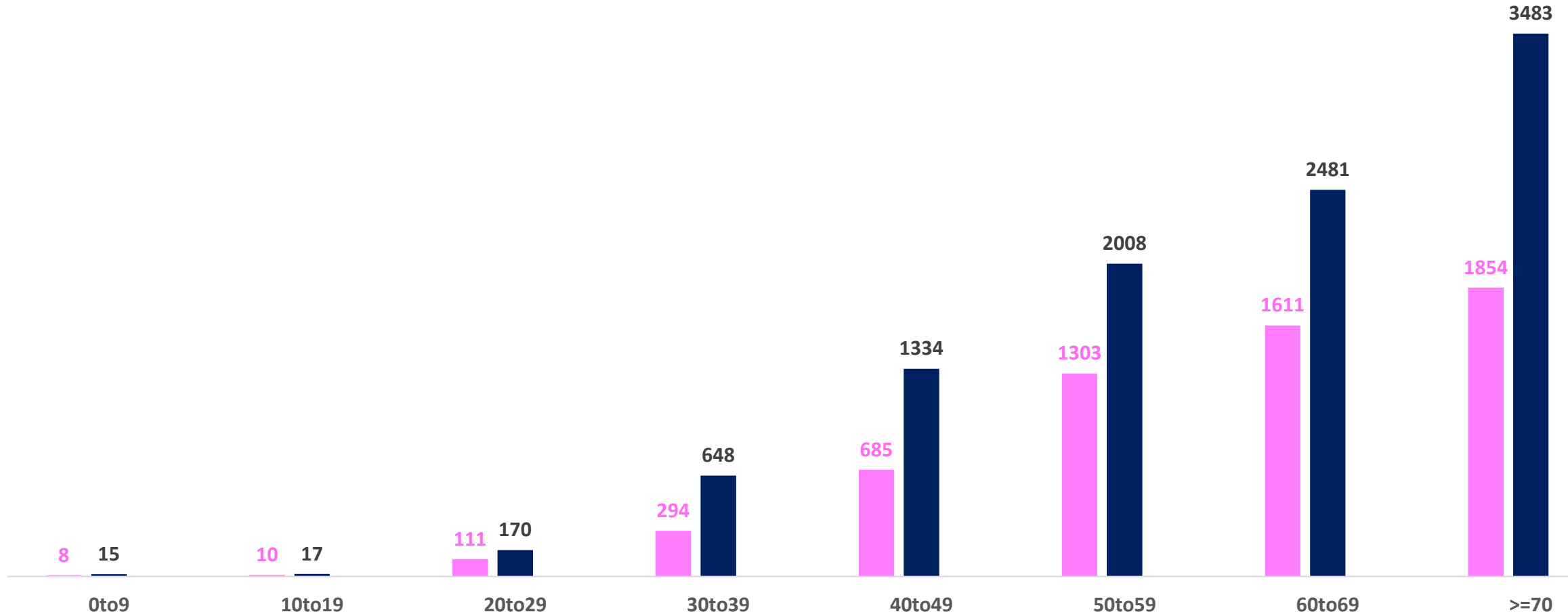


AGE AND GENDER WISE DISTRIBUTION OF DEATH CASES



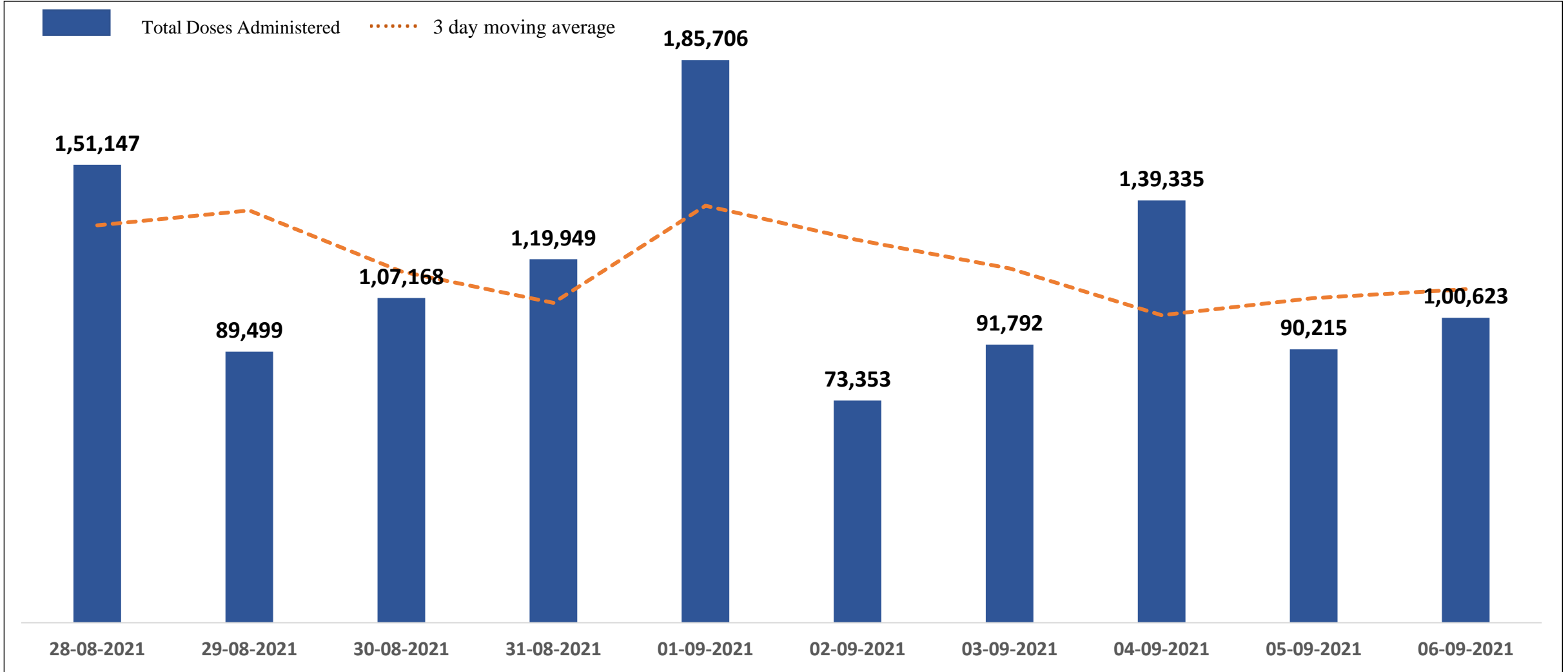
Death Cases: 16,036

Female Male Transgender





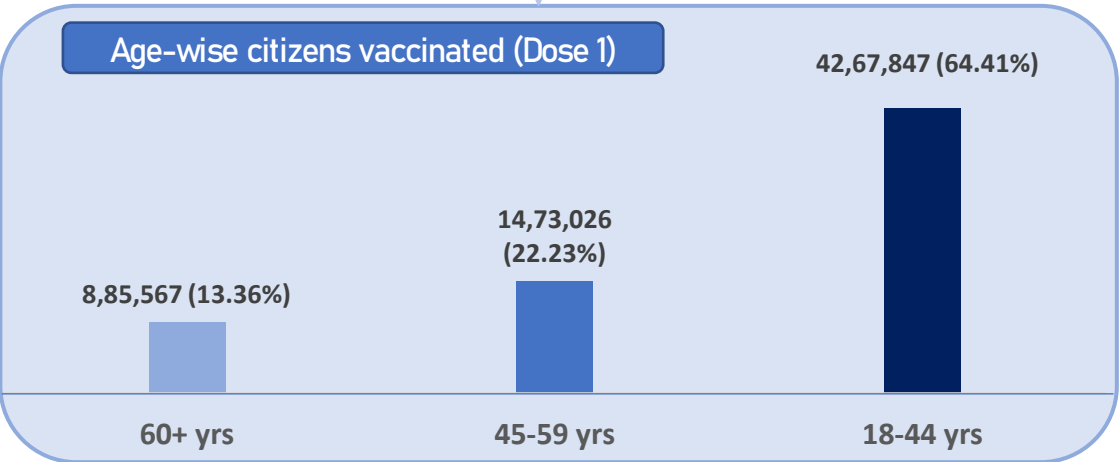
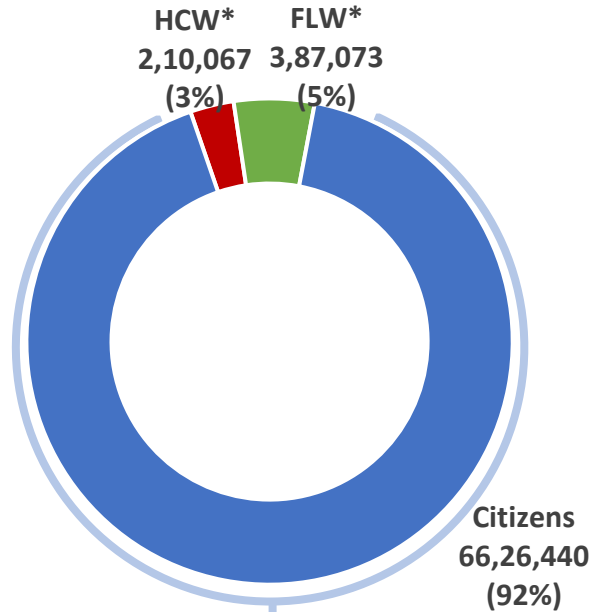
TOTAL VACCINE DOSES ADMINISTERED IN LAST 10 DAYS



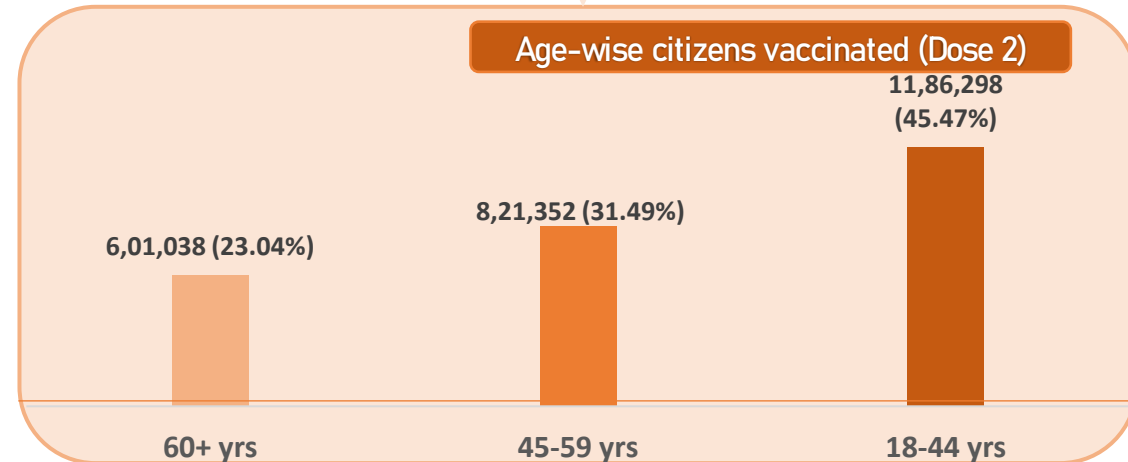
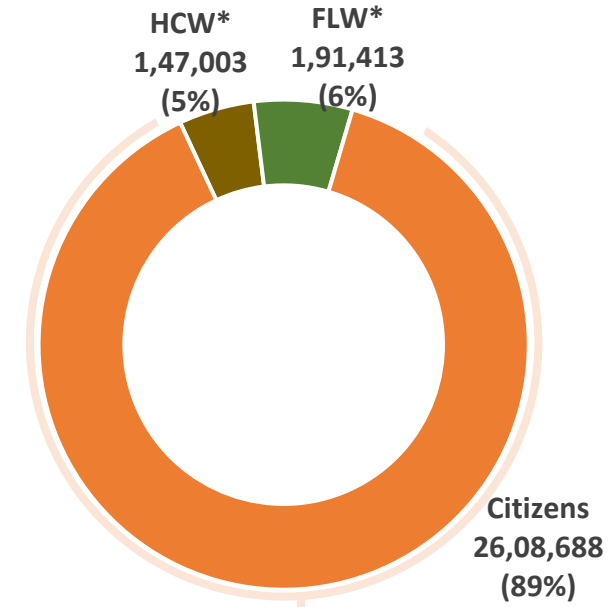


CATEGORY WISE CUMULATIVE VACCINATION IN BBMP

Dose 1



Dose 2



*HCW : Health Care Workers

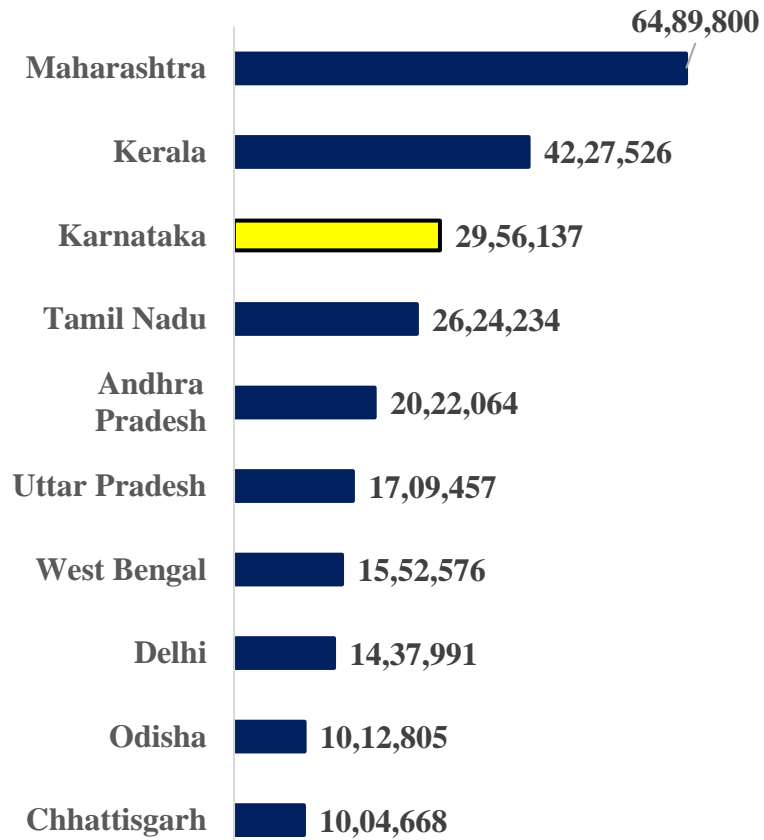
*FLW : Front Line Workers



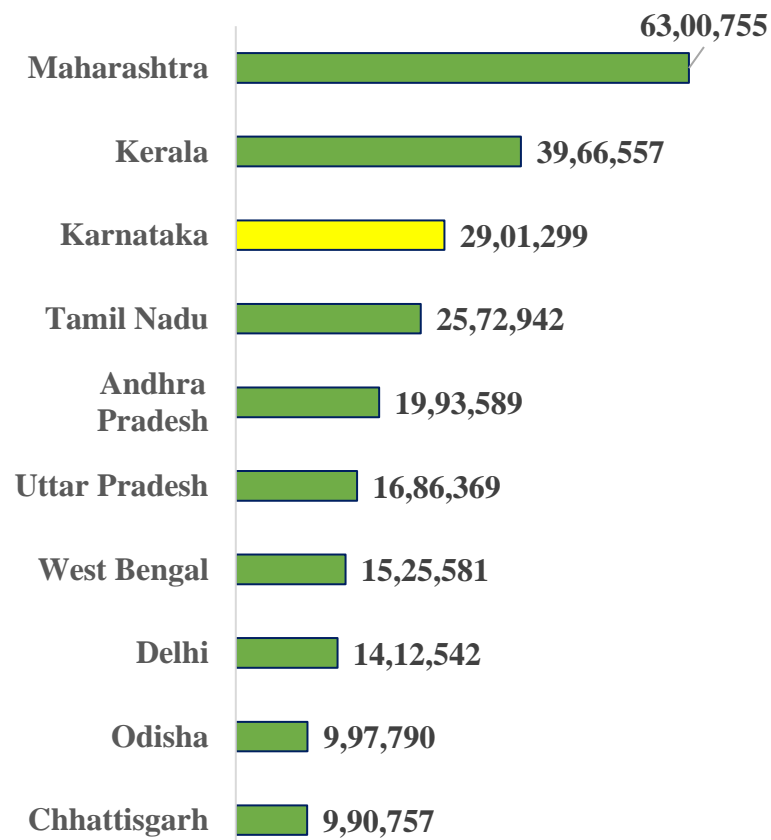
TOP 10 COVID19 AFFECTED INDIAN STATES



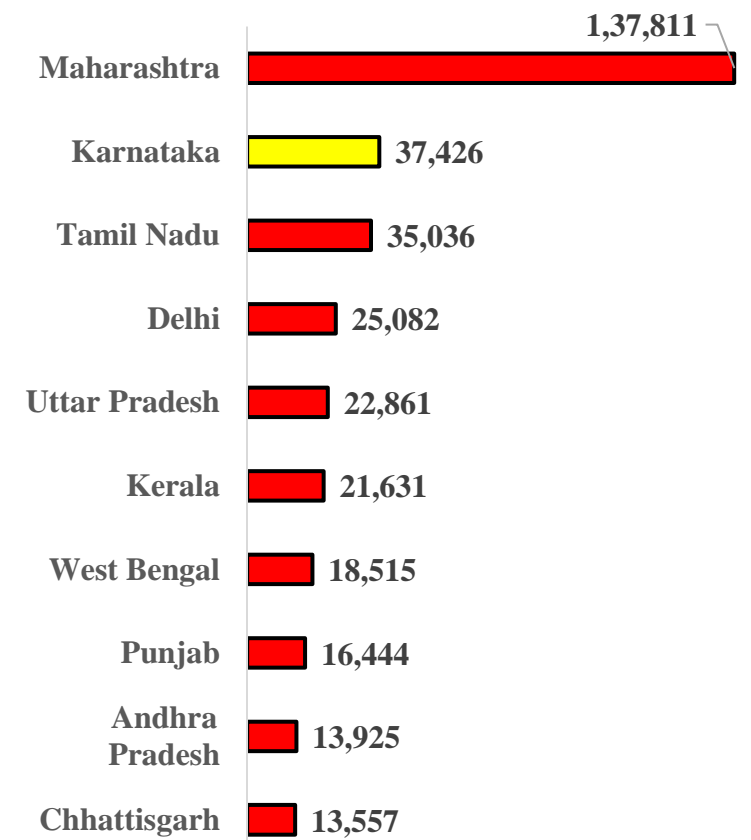
Total Positive Cases



Total Recovered Cases



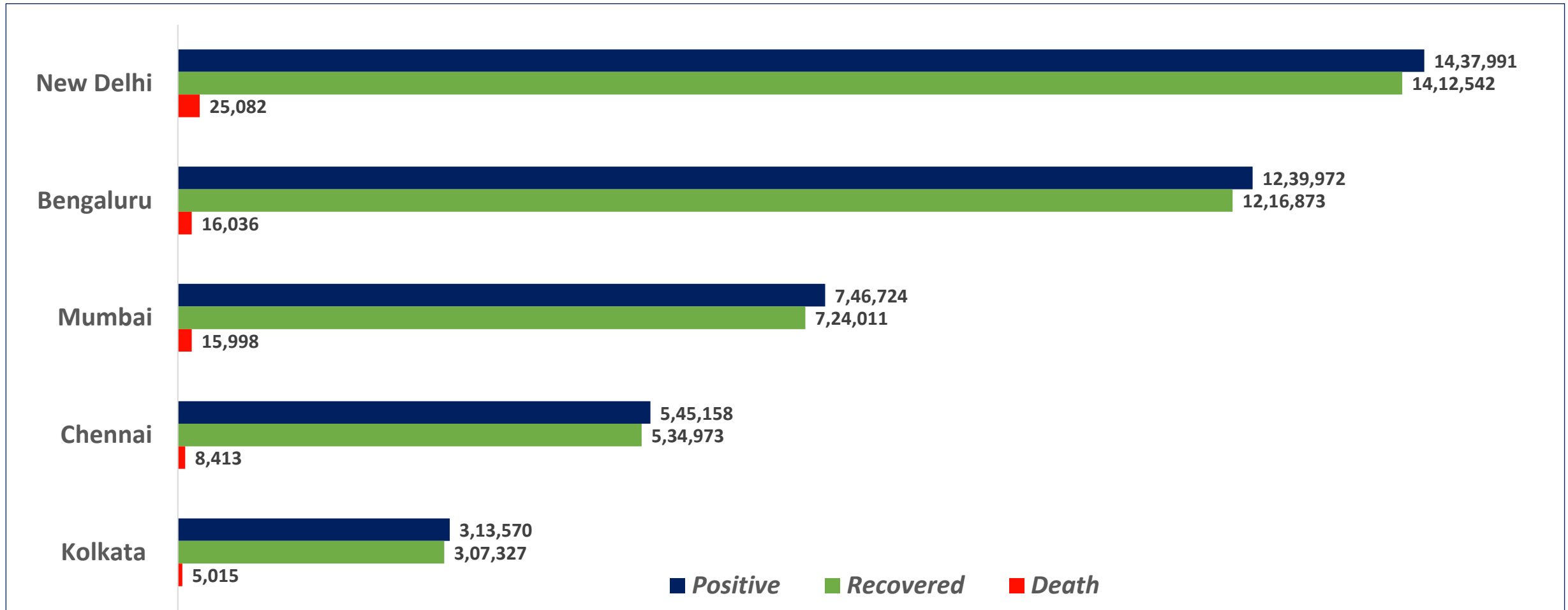
Total Death Cases



Source : <https://www.covid19india.org/> at 6:00 pm (07.09.2021)



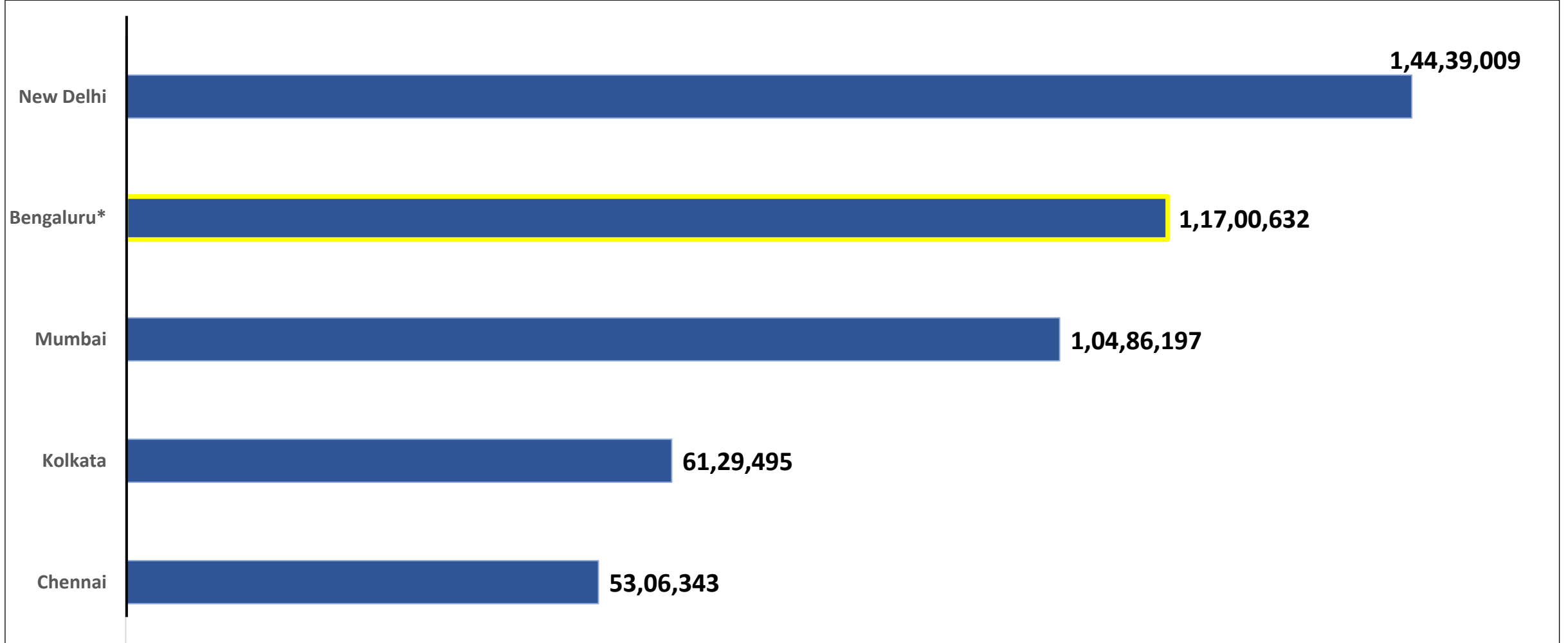
BENGALURU AND OTHER METROPOLITAN CITIES



Source : <https://www.covid19india.org/> at 6:00 pm (07.09.2021)



VACCINE DOSES ADMINISTERED IN BENGALURU AND OTHER METROPOLITAN CITIES



Source : <https://dashboard.cowin.gov.in/> at 6:00 pm (07.09.2021)

*includes BBMP & Bengaluru Urban



SNAPSHOT OF COVID-19 CASES IN BENGALURU URBAN



**Total Wards With
< =10 Cases* :
120**

**Tests Conducted
On 06.09.2021:
75,735**

**Recovery
Rate:
98.14%**

**Total
Active Cases :
7,063**

**Total Vaccinated on
06.09.2021:
1,00,623**

**Positivity
Rate* :
0.52%**

**Active
Rate:
0.57%**

**Case
Fatality Rate* :
1.97%**



*Total positive cases In the past 10 days

*CFR and positivity is for Past 7 days



ಬೃಹತ್ ಬೆಂಗಳೂರು ಮಹಾನಗರ ಪಾಲಿಕೆ
Bruhat Bengaluru Mahanagara Palike



Download BBMP Bulletin	https://apps.bbmpgov.in/covid19/mediabulletin.php
For BBMPCovid19 Bed Status:	https://apps.bbmpgov.in/covid19/en/Bedstatus.php
To register for vaccination :	https://selfregistration.cowin.gov.in/
BBMP COVID19 Dashboard:	https://apps.bbmpgov.in/covid19/
Follow us on:	 www.facebook.com/bbmp.comm1/
	 twitter.com/BBMPCOMM

Issued by:

Honorable Chief Commissioner, BBMP
Special Commissioner Health & IT, BBMP
MD, Bengaluru Smart City Limited

THANK YOU !



ಬೃಹತ್ ಬೆಂಗಳೂರು ಮಹಾನಗರ ಪಾಲಿಕೆ
Bruhat Bengaluru Mahanagara Palike

Lasika Mela (Vaccination Mega Drive)

8th September 2021
10 AM onwards

Protect yourself and others - Get vaccinated



BENGALURU